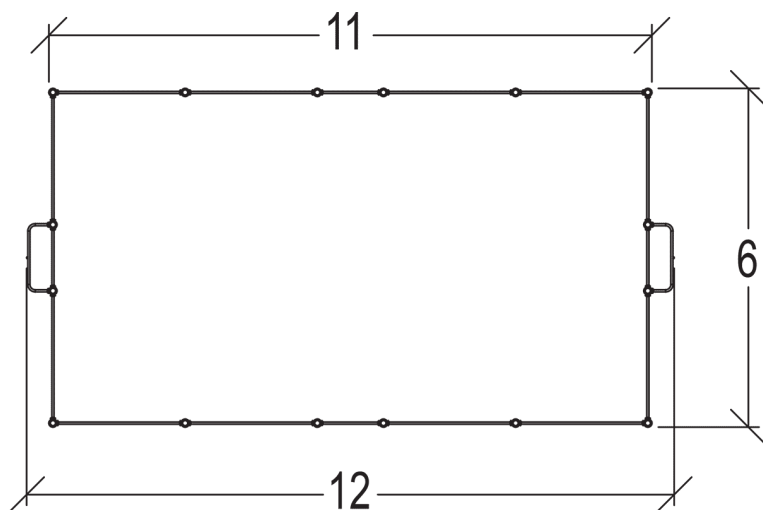





1=12.21m 2=6.4m 3=1.1m



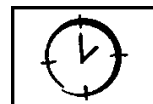
INSTALACIÓN



1.7m³

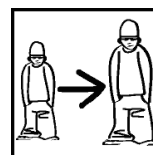


2



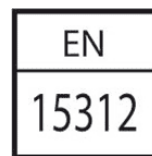
10h00

INFORMACIONES DIVERSAS



6+

CERTIFICACIONES



Peso del juego = 490 kg

Elemento más pesado = 19 kg