



14+



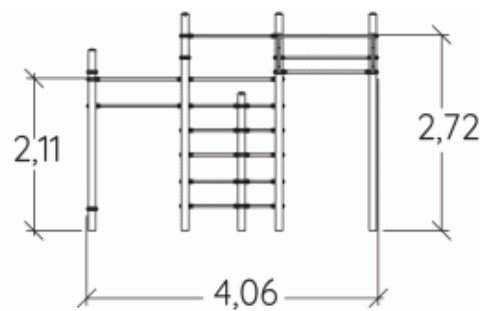
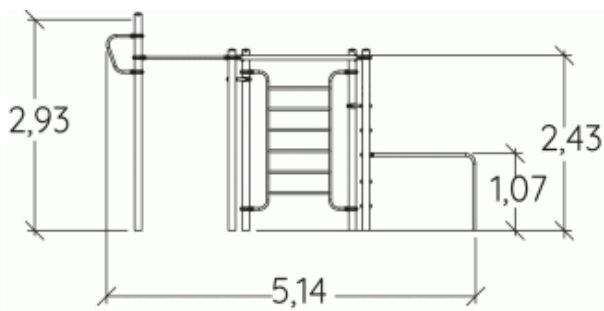
14



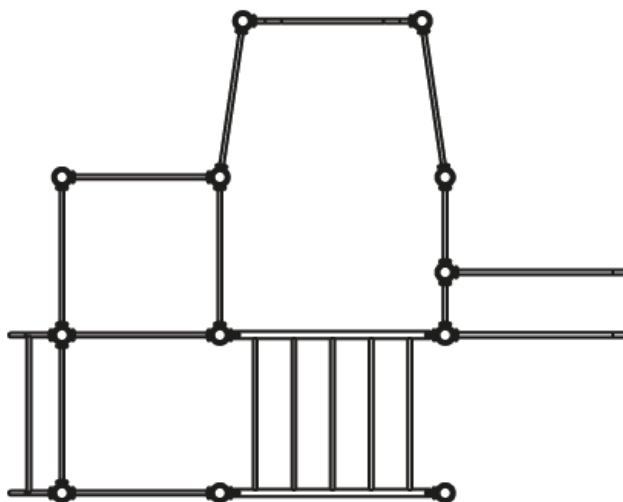
2m



1 = 5,14m
2 = 4,06m
3 = 3,02m





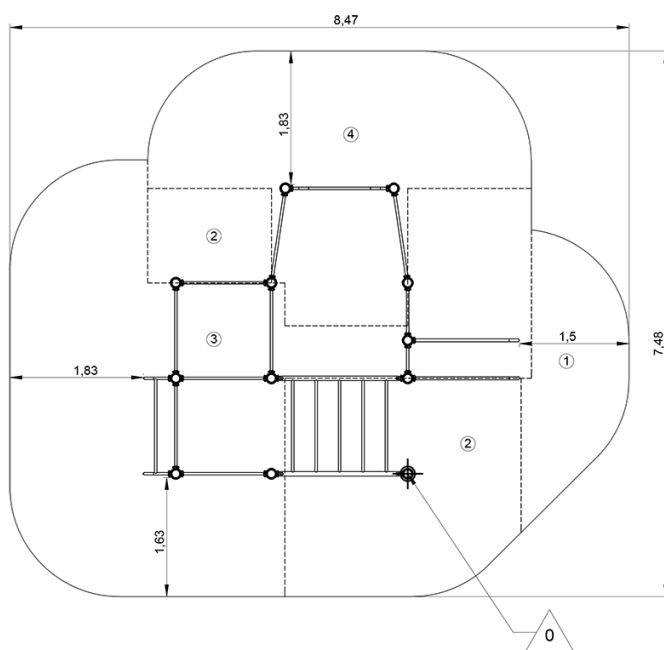
Elementos constituyentes



Instalación del equipamiento

Zona de impacto: Superficie de suelo mínima requerida

-  Zona de impacto
-  Espacio libre



1	1,1m	4,5m ²
2	1,4m	11,5m ²
3	1,7m	24m ²
4	2m	12,5m ²



3



07h00



2.5m³



52.5m²



422kg



28kg

