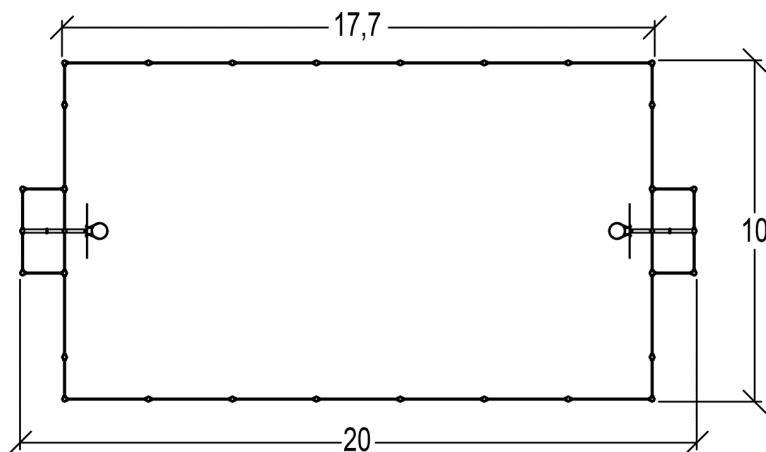





1=20.2m 2=10.2m 3=3.9m



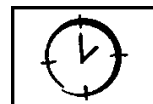
INSTALACIÓN



3m³

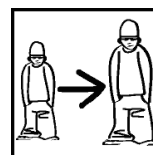


3



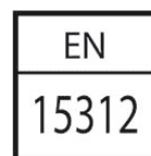
32h00

INFORMACIONES DIVERSAS



6+

CERTIFICACIONES



Peso del juego = 1646 kg

Elemento más pesado = 27 kg