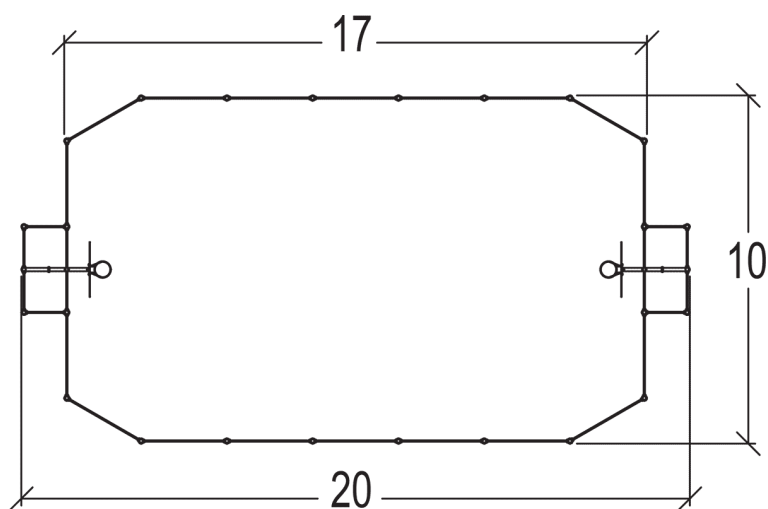




1=19.5m 2=10.2m 3=3.9m



INSTALACIÓN



2.6m³

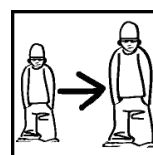


3



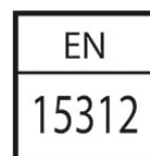
52h00

INFORMACIONES DIVERSAS



6+

CERTIFICACIONES



Peso del juego = 1950 kg

Elemento más pesado = 27 kg