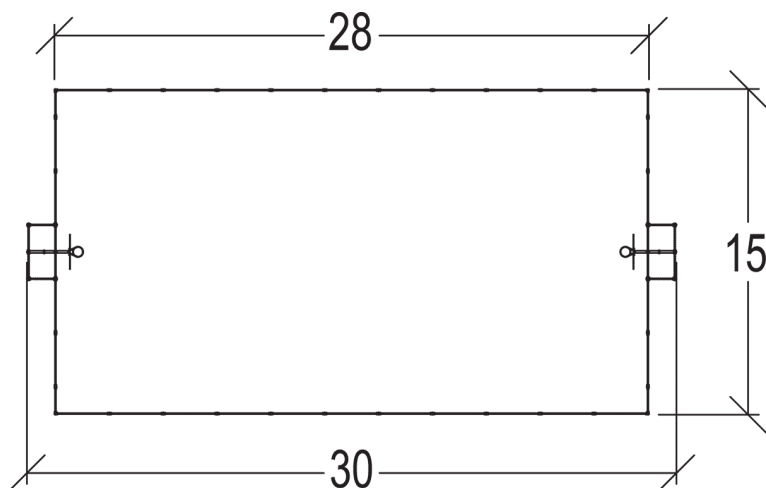



1=30.2m 2=15.2m 3=3.9m



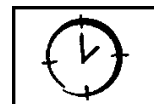
INSTALACIÓN



4.2m³

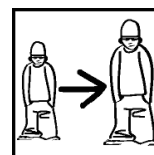


3



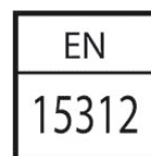
24h00

INFORMACIONES DIVERSAS



6+

CERTIFICACIONES



Peso del juego = 1588 kg

Elemento más pesado = 27 kg