
 1=19.5m 2=10.2m 3=3.9m



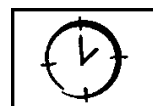
INSTALACIÓN



2.7m³

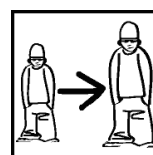


3



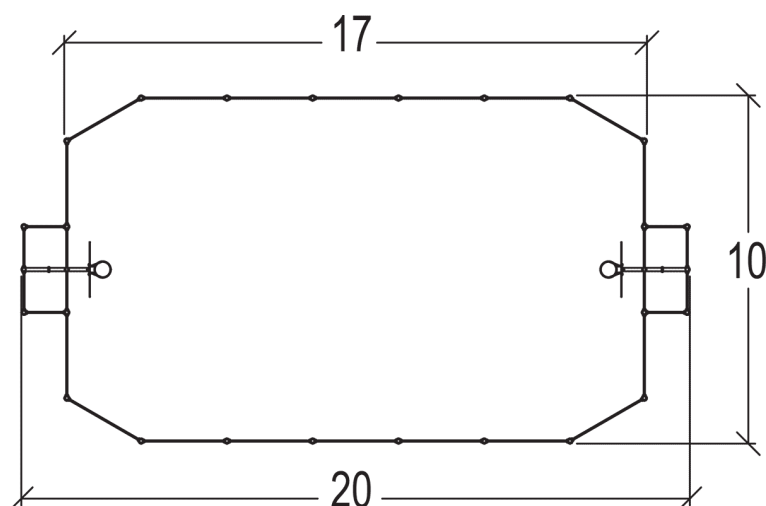
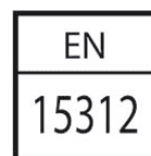
24h00

INFORMACIONES DIVERSAS



6+

CERTIFICACIONES



Peso del juego = 1129 kg

Elemento más pesado = 27 kg