



14+



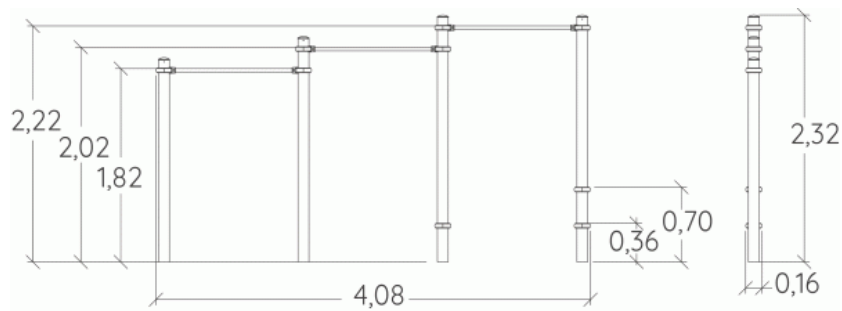

3



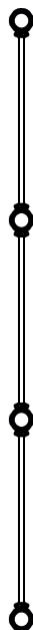
1,2m



1 = 4,08m
2 = 0,15m
3 = 2,32m





Elementos constituyentes



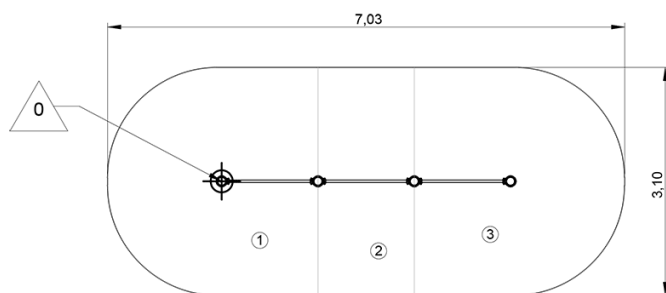
Instalación del equipamiento

Zona de impacto: Superficie de suelo mínima requerida

-  Zona de impacto
-  Espacio libre



1	0,8m	8m ²
2	1m	4m ²
3	1,2m	8m ²



2



02h00



1m³



20m²



103kg



22kg

