



3+



6



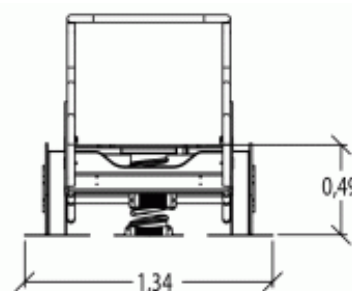
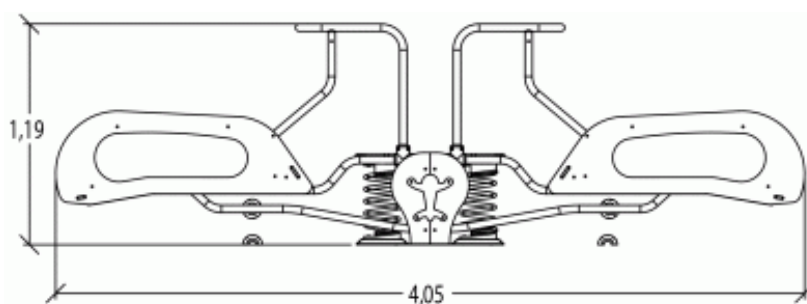
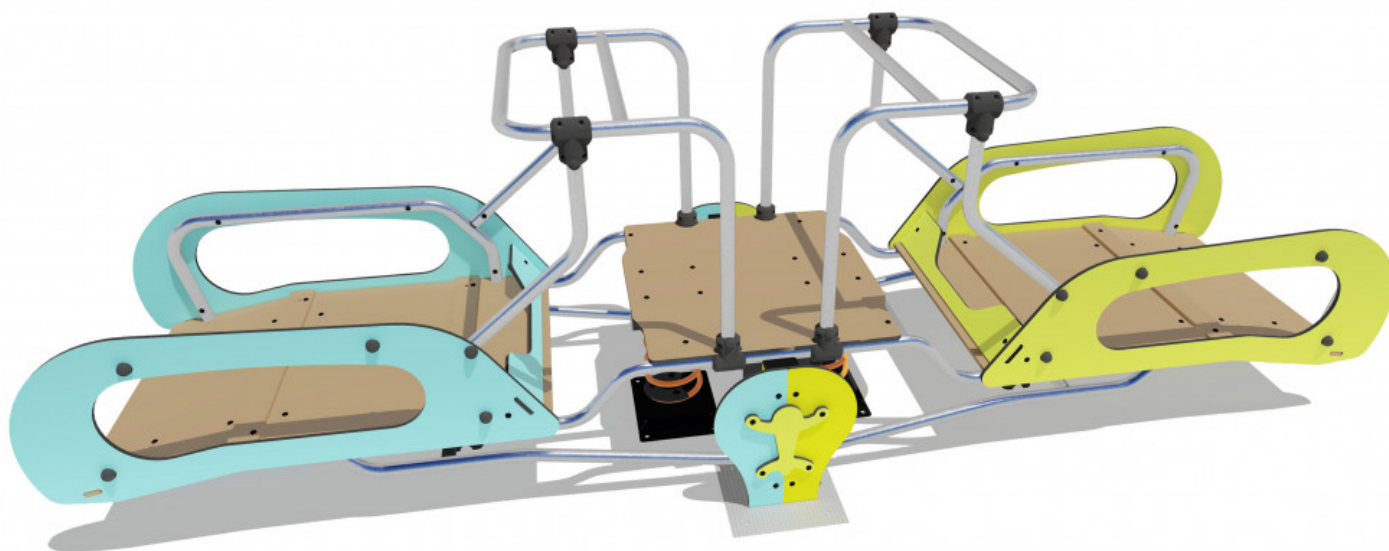
0,6m



1 = 4,04m  
2 = 1,14m  
3 = 1,2m



Discapacidad motriz  
Discapacidad sensorial  
Discapacidad mental



### Funciones Lúdicas : 5

imaginar



x1

encontrarse



x1

descansar



x1

columpiarse



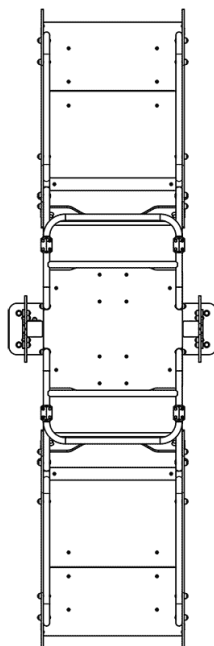
x1

equilibrio





x1

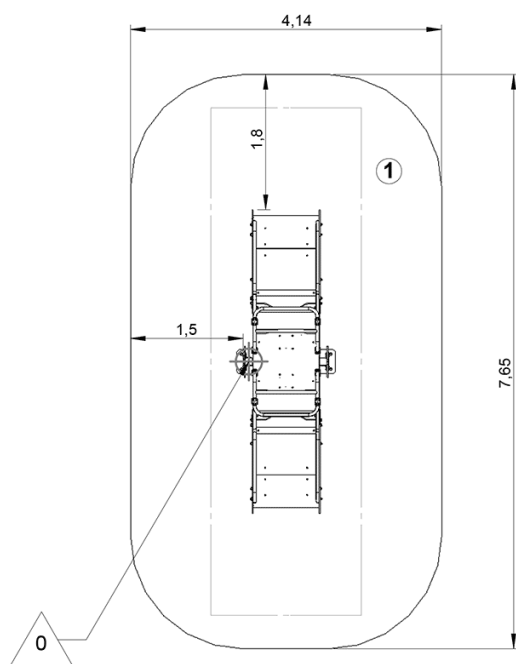
## Elementos constituyentes





## Instalación del equipamiento

Zona de impacto: Superficie de suelo mínima requerida

-  Zona de impacto
-  Espacio libre



		
1	0,5m	30m <sup>2</sup>



2



06h00



0m<sup>3</sup>



30m<sup>2</sup>



246kg



59kg

