
 1=2.7m 2=2.6m 3=3.9m



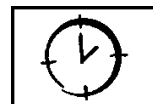
INSTALACIÓN



0.5m³

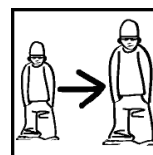


2



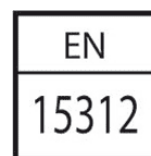
04h00

INFORMACIONES DIVERSAS



6+

CERTIFICACIONES



Peso del juego = 244 kg

Elemento más pesado = 27 kg

