



2+



6



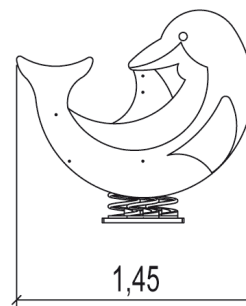
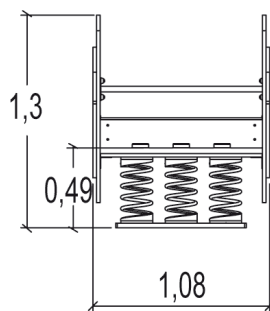

0,6m



1 = 1,45m
2 = 1,08m
3 = 1,3m



Discapacidad motriz
Discapacidad sensorial
Discapacidad mental



Funciones Lúdicas : 4

imaginar



x1

encontrarse



x1

columpiarse




x1

equilibrio





x1

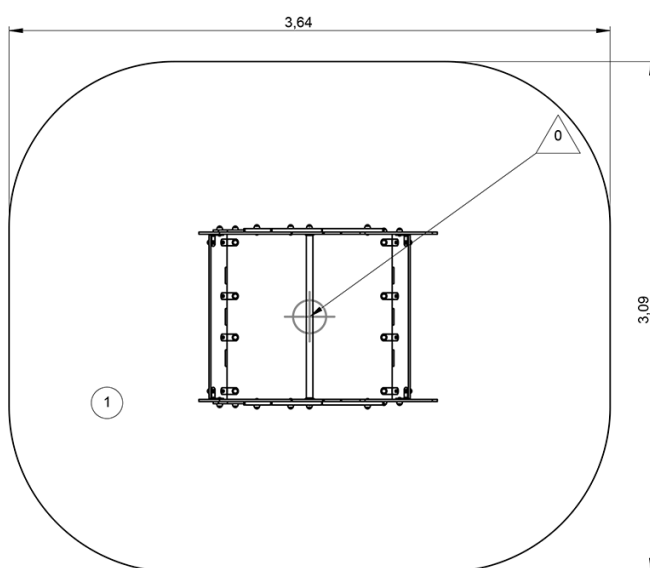
Elementos constituyentes





Instalación del equipamiento

Zona de impacto: Superficie de suelo mínima requerida

-  Zona de impacto
-  Espacio libre



		
1	0,6m	10,5m ²



2



03h45



0m³



10.5m²



169kg



115kg

